


SMCH 系列共模线圈 SMCH Series Common Mode Chokes



特征 Features

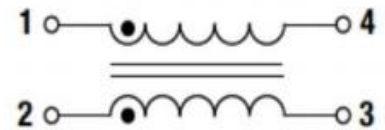
| | |
|-----------|-------------------------------|
| 超薄大电流 | Low Profile & High Current |
| 温度最高125°C | High Temperature, Up to 125°C |
| 适合表面贴装 | SMT Type |



应用 Applications

| | |
|---------|---------------------------------|
| 液晶电视和电脑 | LCD TV & PC |
| 照明 | LED Lighting |
| 抑制电源噪音 | Power Line Noise Countermeasure |

电路接线图 Circuit

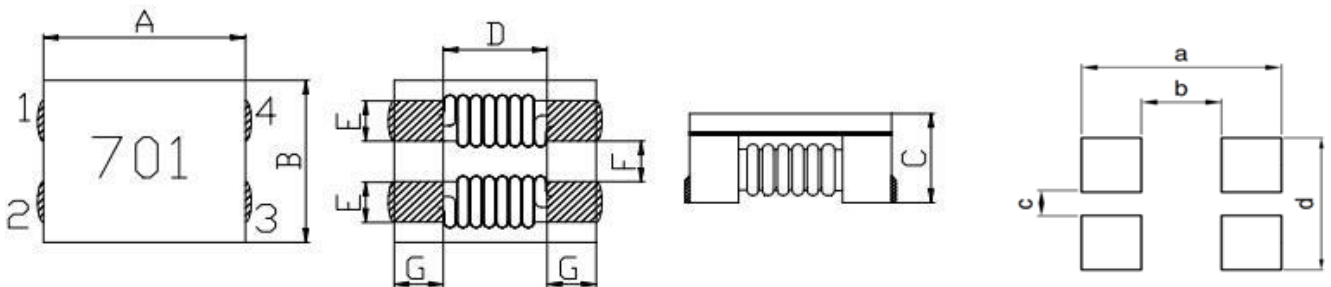


产品规格型号表示方法 How to Order

SMCH 1513 - 701 Y S
① ② ③ ④ ⑤ ⑥

| ① 产品代号 Product Code | | ② 规格尺寸(L×W×T) Dimensions(mm) | | ③ 材质代号 Material Code | | ④ 阻抗(Ω) Impedance | | ⑤ 误差(%) Tolerance | | ⑥ 应用领域 Application | |
|------------------------|-----------------------|---------------------------------|---------------|-------------------------|---|--------------------------|--------------------------|-----------------------|----------------------------|-----------------------|--|
| SMCH | SMCH系列 SMCH Series | 1513 | 15.0×13.0×6.5 | 无 M A | 镀锌 Ni-Zn 锰锌 Mn-Zn 合金 Alloy | 1R0 100 101 102 | 1.0 10 100 1000 | K M P N Y | 10 20 25 30 其它 | C S T | 车载品 125°C Automotive 125°C 标准品 For Standard 特制品 For Special |

外型尺寸 Dimensions(mm)

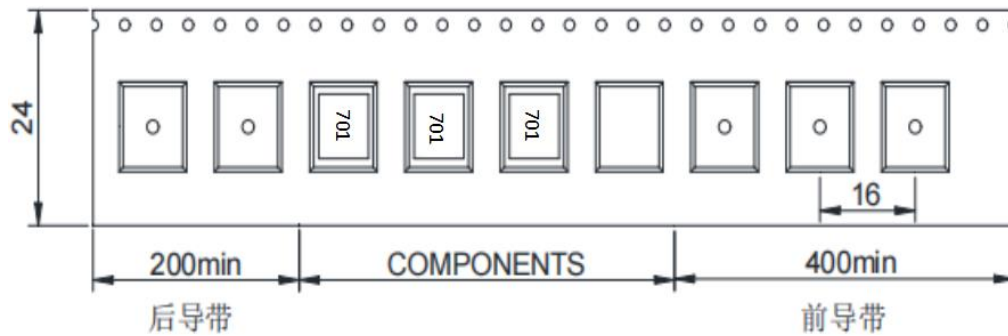


| Type Name | A | B | C | D | E | F | G | a | b | c | d |
|-----------|----------|----------|----------|-----------|----------|----------|----------|-----------|-----------|----------|----------|
| SMCH1513 | 15.0±0.5 | 13.0±0.4 | 6.5 Max. | 10.5 Typ. | 2.7 Typ. | 3.8 Typ. | 2.3 Typ. | 17.0 Typ. | 10.5 Typ. | 3.8 Typ. | 9.2 Typ. |

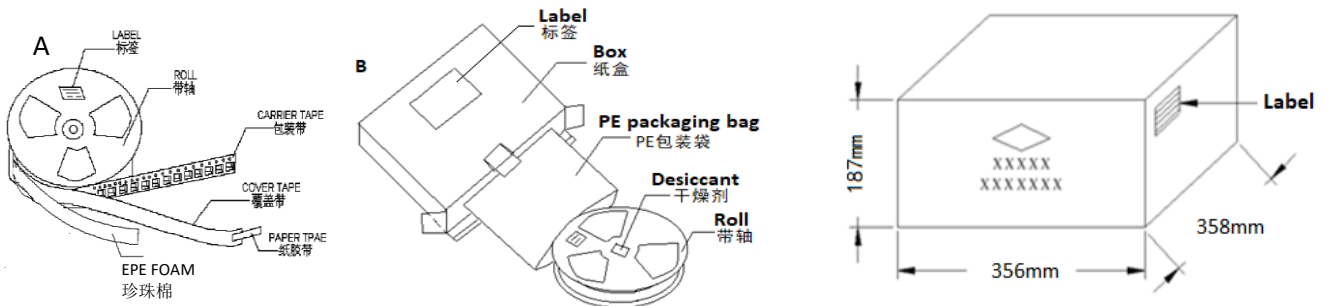
性能参数 Electrical Characteristics

| 规格型号 Part No. | Impedance(Ω) 100MHz/0.1V | | Rdc(m Ω) | I _{DC} (A) | IR(M Ω) | V _{DC} (V) | 印字 Stamp |
|------------------|--------------------------------------|------|------------------|---------------------|-----------------|---------------------|-------------|
| | Min. | Typ. | Max. | Max. | Min. | Max. | |
| SMCH1513-800YS | 40 | 80 | 2.5 | 16.0 | 10 | 80 | 800 |
| SMCH1513-301YS | 250 | 300 | 5.0 | 13.0 | 10 | 80 | 301 |
| SMCH1513-551YS | 450 | 550 | 6.0 | 12.0 | 10 | 80 | 551 |
| SMCH1513-701YS | 600 | 800 | 7.0 | 11.0 | 10 | 80 | 701 |
| SMCH1513-102YS | 800 | 1000 | 12.0 | 10.0 | 10 | 80 | 102 |
| SMCH1513-152YS | 1300 | 1500 | 35.0 | 8.0 | 10 | 80 | 152 |
| SMCH1513-222YS | 1800 | 2200 | 50.0 | 6.0 | 10 | 80 | 222 |
| SMCH1513-302YS | 2500 | 3000 | 75.0 | 4.0 | 10 | 80 | 302 |

包装材料及规格 Packaging Materials and Specifications



包装方式及数量 The Packing Method and Quantity

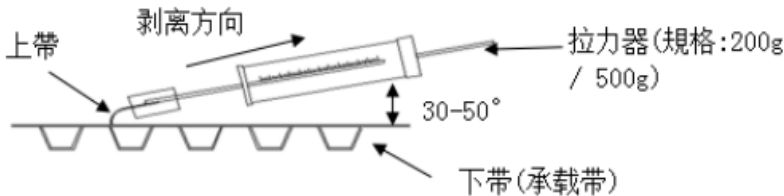


| 规格型号 Part No. | 卷盘大小 Reel Size | 卷盘数量 Reel Q'ty | 内箱 Inner Box | 外箱 Outer Box |
|------------------|-------------------|-------------------|-----------------|-----------------|
| SMCH1513 | 330 mm | 400 pcs | 800 pcs | 2400 pcs |

剥离强度 Peeling Strength

在箭头方向上撕下20克到110克(0.2N到1.1N)的力,剥离速度300mm/MIN以上。

The force tearing off cover 20 to 110 grams (0.2N to 1.1N) in the arrow direction under the following conditions,
The stripping speed is above 300mm/minute.



内外箱标识内容 Inside and Outside Box Identification Content

CYGE 创一科技 科技创一
CYGE TECHNOLOGY TECHNOLOGY FIRST Made in China

Customer Name: <HSF/RoHS>

P/O: 9

Customer P/N:

CYGE P/N:

LOT NO: DATE: PCS QTY:

匠心致远 追求卓越 感动人心
Following ingenuity, pursuing, excellence, touching hearts

储存条件/注意的事项 Storage Conditions/Note things

1. 贮存温度、湿度条件 Storage temperature and humidity conditions :

1.1. 产品包装与载体: -5℃ ~ +40℃, 低于60% RH.

Product packing with Carrier tape: -5℃ ~ +40℃ and less than 60% RH.

1.2. 单独的产品: -20℃ ~ +60℃, 低于60% RH.

Product alone: -20℃ ~ +60℃ and less than 60% RH.

2. 产品在6个月内使用(注意:产品一经拆开包装,须尽快使用).

Products should be used within 6 months.

(Note that the product should be used as soon as possible once it is folded) .

3. 包装材料应保存在空气中不存在氯或硫的地方.

The packaging material should be kept where no chlorine or sulfur exists in the air.

4. 不要用手指触摸电极(焊接端子),因为这可能导致焊接能力的下降.

Do not touch the electrodes (soldering terminals) with fingers as this may lead to deterioration of solder ability.

5. 个别零件强烈建议使用镊子或真空取料机散装搬运应减少磨损和机械冲击.

The use of tweezers or vacuum pick-ups is strongly recommended for individual components.

Bulk handling should ensure that abrasion and mechanical shock are minimized.