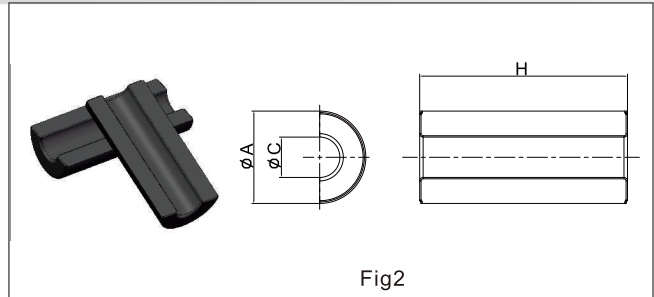
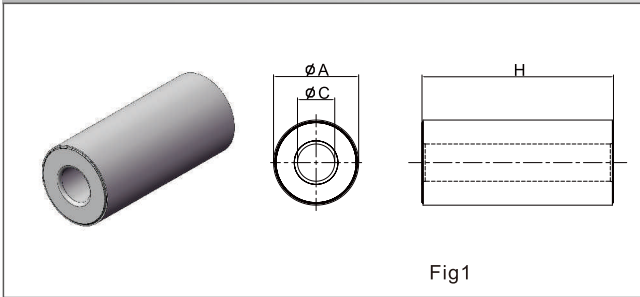
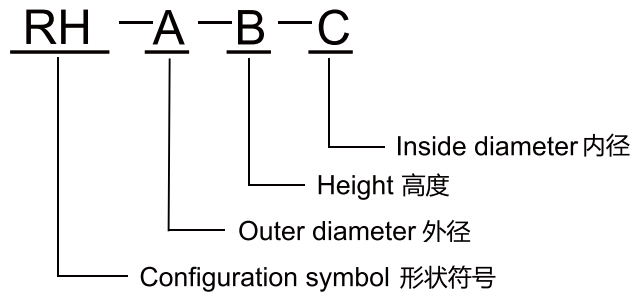


RH Type Core



Identification:



Dimensions

Part No.	Item	Dimensions					
		ΦA	H	ΦC			Fig
RH-3.5-3.0-0.8		3.50 ± 0.1	3.00 ± 0.1	0.80 ± 0.1			1
RH-3.5-3.0-1.2		3.50 ± 0.1	3.00 ± 0.1	1.20 ± 0.1			1
RH-3.5-6.0-1.5		3.50 ± 0.1	6.00 ± 0.1	1.50 ± 0.1			1
RH-4.0-5.0-2.0		4.00 ± 0.15	5.00 ± 0.15	2.00 ± 0.15			1
RH-6.0-10.0-3.3		6.00 ± 0.15	10.00 ± 0.2	3.30 ± 0.15			1
RH-8.0-10.0-4.0		8.00 ± 0.2	10.00 ± 0.2	4.00 ± 0.2			1
RH-12.7-14.0-7.9		12.70 ± 0.2	14.00 ± 0.2	7.90 ± 0.2			2